



SELL ON
SCHOOLPACK™
One Place For All School Needs

A SELLER'S GUIDE







WELCOME TO SELLER ON



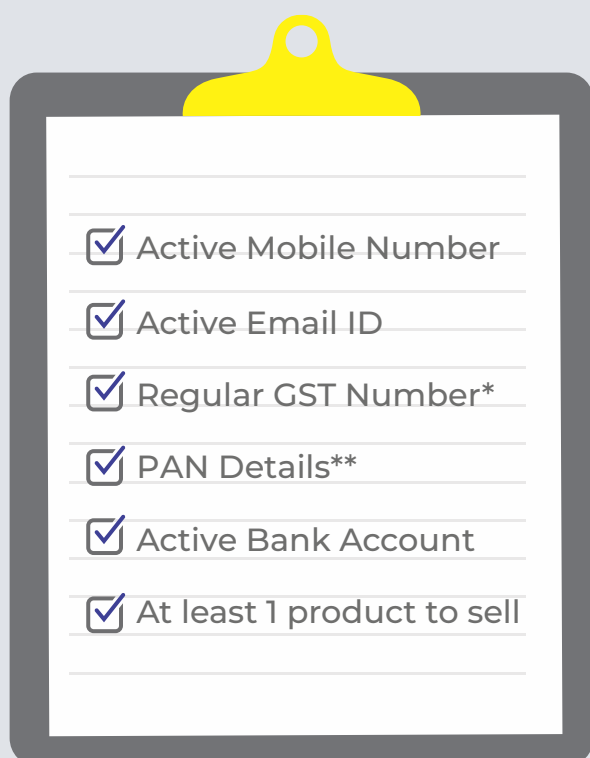
If you're reading this guide, you're likely interested in selling on Schoolpack.in. This guide will help you kickstart your online business with Schoolpack.in.

WHY SELL ON SCHOOLPACK?	BENEFITS OF BECOMING A SCHOOLPACK SELLER?
 OVER CRORE OF CUSTOMERS	 17000+ SERVICEABLE PIN CODES
 OVER 12 LAKHS + SELLERS ONBOARD	 1500+ Delivery hubs
 ONBOARD IN JUST 10 MINUTES	 LOW COST OF DOING BUSINESS
 PAYMENT AS FAST AS 15 DAYS	 24X7 SUPPORT
 DEDICATED ACCOUNT MANAGER TO HELP YOUR BUSINESS GROW	 EXCLUSIVE WEBINARS & TRAININGS
 100 + SCHOOLS JOINED	

BEFORE YOU GET STARTED

Now before you start selling, you need to have all your details and documents handy.

CHECKLIST TO GET STARTED



- ☒ Active Mobile Number
- ☒ Active Email ID
- ☒ Regular GST Number*
- ☒ PAN Details**
- ☒ Active Bank Account
- ☒ At least 1 product to sell

And, this is all that you need to have to start your registration!

*Not applicable to the Books category

**Only applicable for the Books category

DID YOU KNOW?

Not all products need GST to be sold on schoolpack.in. There are certain products like books, certain handicrafts, some edible goods, etc. that are exempted from GST.



WHAT IS GST?

GST is the Goods & Service Tax imposed on the supply of goods and services. It is an indirect tax that replaces several others in India like Excise Duty, VAT, Service Tax, etc. to make taxation easier for people.

HOW TO OBTAIN YOUR GST NUMBER?

If you do not have GST no., go to www.gst.gov.in and follow the three step process to register your business for GST.



Register or Login to www.gst.gov.in



Fill in the GST enrollment application form



Submit the enrollment application

Get the detailed GST application process here.

everything you need to know about GST to sell on schoolpack - refer to this GST guide

FEE FOR SELLING ON SCHOOLPACK.IN

There are different types of fees associated with selling on schoolpack.in.

Selling On Schoolpack Fee =





- + Referral Fee
- + Closing Fee
- + Weight Handling Fee
- + Other Fee

Referral Fee: Fee charged by schoolpack.in as a percentage of the sales made by selling any product. It varies for different categories.

Closing Fee: Closing Fee is charged every time your product is sold on schoolpack based on the price range of the product.

Weight Handling Fee: Fee incurred for delivering your order through any channel.

Other Fees: Fee consists of Pick & Pack fee, Storage fee and Removal fee and varies with product type, shipping speed and floor space usage.

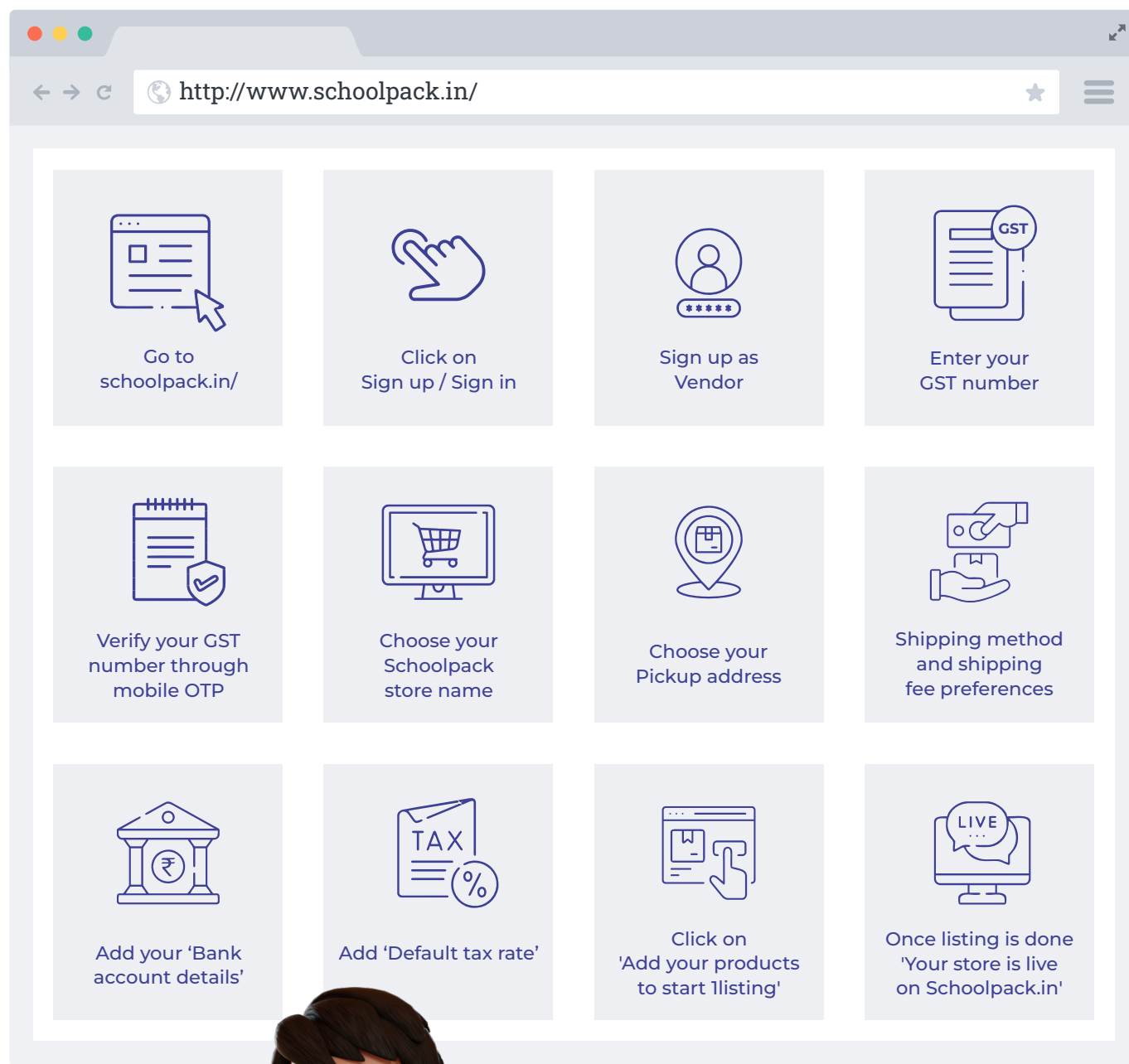
	Easy Ship Fees	Self Ship Fees and shipping cost	3S Support Fees
 Referral Fee	Starts from 2% varies by category.	Starts from 2% varies by category.	Starts from 2% varies by category.
 Closing Fee	Varies by Product price range	Varies by Product price range	Reduced closing fee for 3S Support: varies by product price range
 Weight Handling Fee	Schoolpack will deliver your products to the customer and charge you a fee	Cost you will incur for shipping your order through a 3rd party carrier of your choice	Cost you will incur for shipping your order through a 3rd party carrier of your choice
 Other Fee	-	-	Pick, pack, storage & removal fees

WANT TO KNOW YOUR SELLING COST?

Learn how to calculate your selling fee by referring this [page](#)



HOW TO REGISTER & LAUNCH YOUR BUSINESS



SEE
STEP-BY-STEP
GUIDE



REMEMBER

- ◆ The account name must match the registered GSTIN
- ◆ Your bank information should be the same as that linked to the GST number
- ◆ It is advised to provide the details immediately without which payments will not be processed to your account

TIME TO OPTIMIZE YOUR LISTING

Set up your product page to start selling. You can edit product details from the 'Product Section' section of your Seller dashboard.

Why do product details matter?

Customers compare different products before making a purchase.

Customers look at the product image, video, and specifications to decide if it suits their needs.

Providing complete & accurate product details helps them buy your products, generating more sales.

Quick Tip

While creating your product page, think about what customers come looking for. This will help you in putting down the relevant information for customers.




Successful Registration



Complete Product Page



Successful Launch



Product image specifications



Colored image



Features should be clearly visible



Height & width should be 600 * 675 pixels to enable zooming



Images must not exceed 10,000 pixels on the longest side



Accepted formats - JPG, PNG, TIFF (.tif), preferred format - JPEG

Restricted Products

The restricted products category includes items that cannot be sold on schoolpack.in.

Examples - Animals, weapons, narcotics drugs, etc.

Click to read more about restricted products.

BEST PRACTICES TO SELL ON SCHOOLPACK.IN

Becoming a great seller means knowing your marketplace inside out. Stake sure you do not miss out on any important information that can make your business successful.

Here's a checklist to keep in mind as you step into the schoolpack.in selling world.

- ☑ Great customer service is the most important part.
- ☑ Check your Seller account health timely.
- ☑ Join 3S Support to enjoy premium services for your business & offer a rich customer experience.
- ☑ Use advertising tools to improve your brand presence.
- ☑ Expand to other product categories to maximize your profits.
- ☑ Take advantage of sale events with attractive pricing & offers to increase sales.
- ☑ Use the Automate Pricing tool to set a competitive price & increase the chances of winning Buy Box.
- ☑ Always, always listen to what customers say about your product.

Offers for Sellers

Sell on Schoolpack with limited period launch offers for sellers.

Launch • Scale • Grow



We hope this guide helps you in starting your schoolpack.in business.

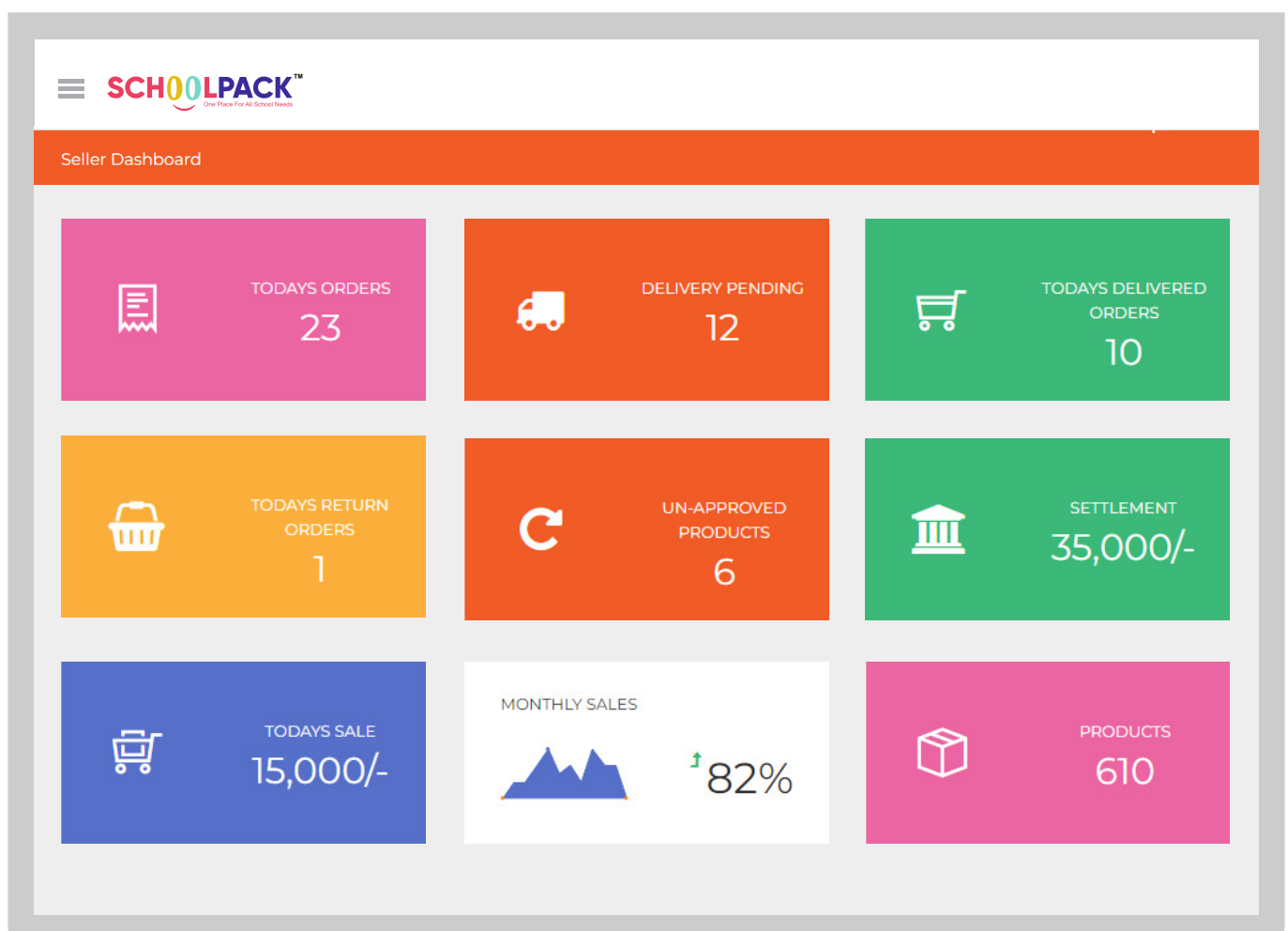
For any detailed information, visit schoolpack.in/

SELLER DASHBOARD

- YOUR SELLER PORTAL

What is Seller dashboard?

Once you register as an seller portal, you get access to your Seller dashboard. This is where you manage your entire business. From adding your first product to finding tools to grow a successful brand, you'll find everything in here to run your business.



WHAT'S YOUR ORDER FULFILLING/SHIPPING OPTION?

Fulfilling your orders includes storing inventory, packaging products, shipping, and delivering orders. schoolpack.in has 3 different order fulfilling options:

Self Ship

- You will store your products in your warehouse.
- You will pack your products.
- You will deliver your products using your delivery associates or a third-party carrier.



Easy Ship

- You will store your products in your warehouse.
- You will pack your products. You will schedule a pickup & an schoolpack.in agent will deliver your product to the customer.



Schoolpack Supply Service

- Schoolpack.in will store your products at a Supply Center (SC).
- Schoolpack.in will pack your products.
- Schoolpack.in will deliver your product to the customer.



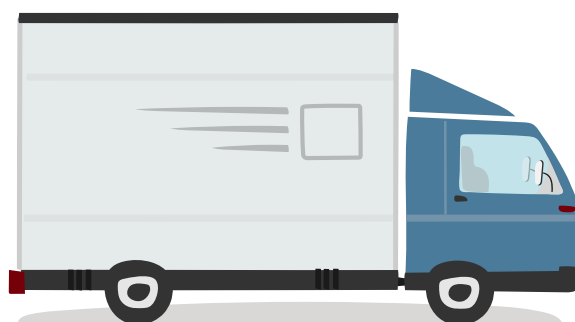
How 3S Support works?

- 1 Send products to Schoolpack.in SC*
- 2 Schoolpack.in stores products
- 3 Customer orders
- 4 Schoolpack.in packs & ships
- 5 Schoolpack.in handles customer service
- 6 Schoolpack.in manages returns

*SC - Supply Center


Benefits of Fulfillment options

3S Support	EASY SHIP	Self Ship
Offer unlimited free & fast deliveries to customers	Fast and safe delivery of schoolpack.in	Complete control on your business
You store your products in schoolpack.in's Fulfillment Centers and we take care of the rest - picking, packing, & shipping	Control over your inventory No storage cost	Use your own resources for operations
Customer service & returns managed by schoolpack.in	No third-party negotiation hassles	Manage customers service & returns on your own
Schoolpack Benefits	Choose your own packaging	



SOME FREQUENTLY ASKED QUESTIONS (FAQs) BY SELLERS

How to register as an schoolpack.in seller?

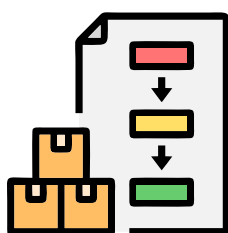


If you already have an schoolpack.in customer account, you can sign in with this Email Id / Phone No. and enter your customer account

password to begin selling with the same account.

You can also choose to create a separate seller account with a different email address, phone number & begin registration. Visit <https://schoolpack.in/> to register.

How do I track order & returns?



Go to 'Track Order' on the Seller Central page. Track all your shipments status, shipping service, payment mode here & keep yourself updated to avoid any

mismanagement

To manage returns, go to 'Return Reports' under the Reports section. Track your return shipments and refunds. Or you can join 3S Support for a hassle-free experience.

How do I make products more visible?



You can get more visibility to your products by;

1. Using relevant keywords - Include keywords in your product title that people

type in while searching to get on their top search list.

2. Advertising - Activate Sponsored Product ads to make your product appear at multiple places.

How do I make sure my customers don't buy a fake or counterfeit product?



schoolpack.in has initiated a Transparency Program to identify fake products. All you need to do is register in the program and get Transparency

codes for your products.

What is the Buy Box?

Buy Box is the box on the right side of an schoolpack.in product, from where a customer can buy or add it to their cart. Since there can be multiple sellers selling the same product category, the Buy Box goes to one seller only, for which they need to compete on certain parameters and win.



AT SCHOOLPACK.IN, HELP IS JUST A CLICK AWAY!



Get Support

If you are stuck somewhere during the registration process, you can seek help from schoolpack.in's quick guide. Just choose your issue from the list and get a detailed answer to speed up your launch process.

You can reach us Monday to Saturday from 10:00 AM to 7:00 PM.

Tel.: +91 - 7558659344


+91 - 02533 569969



Support on Facebook

To get more help on selling on schoopack.in, join schoopack Sellers, a Facebook group for sellers on schoopack.in to share information, tips, experiences, and best practices with each other. It notifies you about new products and services to help grow your business.

[Click here](#)



MEET OUR SELLERS



To uplift Odisha's stationary dealers, I set up an online store on schoolpack.in while working full-time. Its global prominence and higher margins compared to other selling e-commerce site helped the dealers and my organization to get better profits.

- Ashok Das
ColorWave Stationers



Since the time I started selling online, I get buyers from even Kashmir to buy my goods. Today I get at least 1500 orders per month and I am satisfied with that.

- Mira Gupta
Ink & Canvas Creations

Start your seller journey

Join our family of 12 lakh+ businesses who sell on schoolpack.in.

Start Selling on <https://schoolpack.in/>

For more Online selling updates, follow us on:    

Call us between Mon-Sat 10:00AM - 07:00PM - Tel.: +91 - 75586 59344 / +91 - 02533 569969

Disclaimer: Whilst Sufal Schoolwala lifestyle Pvt. Ltd. ("schoolpack") has used reasonable endeavours in compiling the information provided, there is no assurance as to its accuracy, completeness or usefulness or that such information is error-free. schoolpack hereby disclaims any and all liability and assumes no responsibility whatsoever for consequences resulting from use of such information. Information provided may be changed or updated by schoolpack at any time, without prior notice, at schoolpack's sole discretion. Any copying, redistribution or republication of the information, or the content thereof, by the seller, without prior written consent of schoolpack is strictly prohibited. By proceeding to use the information, the seller does so at its own risk and expressly waives any and all claims, rights of action and/or remedies (under law or otherwise) that the seller may have against schoolpack arising out of or in connection with the use of or reliance upon such information.